
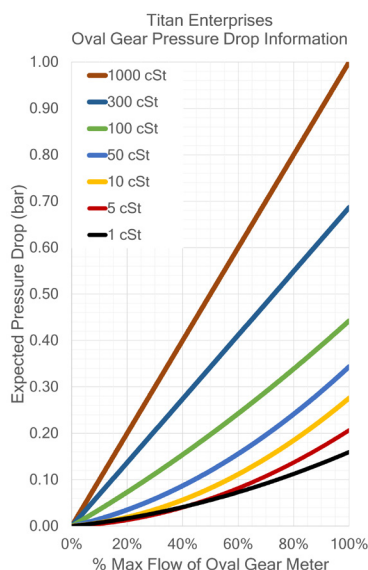


OG3 10L/Min Oval Gear Meter



IDEAL FOR

- Engine test
- Critical oil flow
- High viscosity liquids
- OEM equipment
- Hazardous areas
- Batching



The compact rugged OG3 oval gear flowmeter is designed to give high performance with a low cost of ownership. It has a standard flow range from 0.05 to 10 L/Min on 30 cSt oil and 0.5 to 10 L/min on water-like liquids. It can have totally non-metallic wetted components, PEEK, PTFE encapsulated magnets and elastomer seals which makes this the ideal choice for the metering of aggressive chemicals. The standard inlet and outlet are ½" female threads. For OEMs, alternatives are available, including manifold mountings. The standard model is 316 St St with Viton™ 'O' ring seal.

At the heart of the meter are a pair of toothed oval gears one of which contains chemically resistant magnets. Rotation is detected through the chamber wall by a Hall effect detector or a reed switch giving approximately 440 pulses per litre passed. The output is an NPN pulse or a voltage free contact closure either of which is readily interfaced with most electronic display or recording devices. This combination of materials and technology ensures a long life product with reliable, accurate operation throughout.



FEATURES

- Excellent chemical resistance
- Rugged construction
- Individual calibration
- High viscosity options
- Low pressure drop
- No flow conditioning required
- Compact meter assembly
- Hall, reed switch or Namur sensor
- Accuracy 0.5% FSD water
1.0% reading oil (30 cSt)
- 0.1% repeatability
- IP65 protection
- Models to 700 bar (see High Pressure Data Sheet)
- Non-metallic option

OG3 10L/Min Oval Gear Meter



Ordering codes

Model

OG3

Body Material

S = 316 St St 50 bar std

A = Aluminium 10 bar max

P = PEEK 10 bar max (at 80°C max)

Temp Rating

S = 80°C / 158°F

T = 100°C / 212°F

U = 150°C / 300°F

Pressure Rating

5 = 50 bar 750 PSI (St St)

1 = 10 bar 150 PSI (Al / PEEK)

4 = 400 bar 5880 PSI (St St)

7 = 700 bar 10150 PSI (St St)

Seal Material

V = Viton™

N = Nitrile

E = EPDM

P = PTFE (50 bar max)

K = Kalrez®

Detector Type

H = Hall effect

R = Reed Switch & Resistor

N = Namur

X = Reed Switch (hazardous area)

Process Fitting Size

H = 1/2" (OG3 std)

Process Fitting Type

B = BSP F

N = NPT F

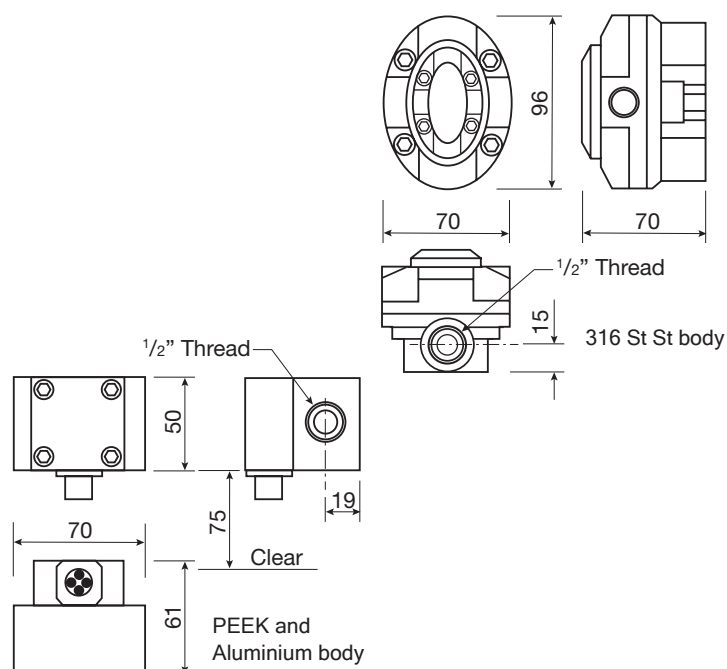
e.g. **OG3-SS5-VHH-B** is a stainless steel meter rated at 80°C, 50 bar, Viton™ seal, Hall effect detector and a 1/2" BSP thread.



TECHNICAL SPECIFICATIONS

Sample product codes	Stainless standard OG3-SS5-VHH-B	Aluminium standard OG3-AS1-VHH-B	PEEK standard OG3-PS1-VHH-B
Flow range -Water - 30 cSt Oil	0.5 - 10 L/min 0.05 - 10 L/min	0.5 - 10 L/min 0.05 - 10 L/min	0.5 - 10 L/min 0.05 - 10 L/min
Wetted Materials - Body - Gears - Seal - Magnet - Spindles	316 St St Carbon filled PEEK Viton™ PTFE St St	Aluminium Carbon filled PEEK Viton™ PTFE St St	PEEK Carbon filled PEEK Viton™ PTFE Hastelloy C
Accuracy - Water - 30 cSt oil	± 0.5% FSD ± 1.0% Reading	± 0.5% FSD ± 1.0% Reading	± 0.75% FSD ± 0.5% FSD
Repeatability	± 0.1%	± 0.1%	± 0.1%
Detector Type	Hall effect	Hall effect	Hall effect
Terminations	Via M20 cable gland	MIL style instrument socket	4 Pin M12
Approx 'K' factor (Pulses/Litre)	440	440	440
Viscosity Range^	1-1000 cSt	1-1000 cSt	1-1000 cSt

^ High viscosity (above 1000 cSt) options available



Weight (kg)

St St	50 bar	1.350
PEEK	10 bar	0.230
Aluminium	10 bar	0.422
St St	400 bar	3.000
St St	700 bar	9.000

TITAN ENTERPRISES LTD.

Coldharbour Business Park, Sherborne, Dorset DT9 4JW

Tel: **+44 (0)1935 812790**

Email: **sales@flowmeters.co.uk**

Web: **www.flowmeters.co.uk**

For reference only; for latest information contact your local distributor.

09/24